

Draft Pharmaceutical Needs Assessment 2018 for Rutland:

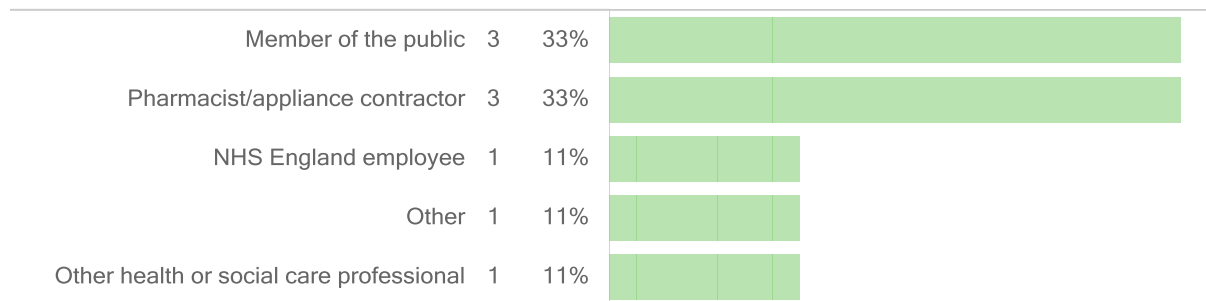
Public Consultation Results

In total, nine responses were made to the survey.

Charts and tables have been used to assist in the explanation of the results. 'Don't know' and no replies have been removed prior to the calculation of percentages.

Three respondents were members of the public, and three were pharmacists or appliance contractors.

Q1: In what role are you responding to this consultation?

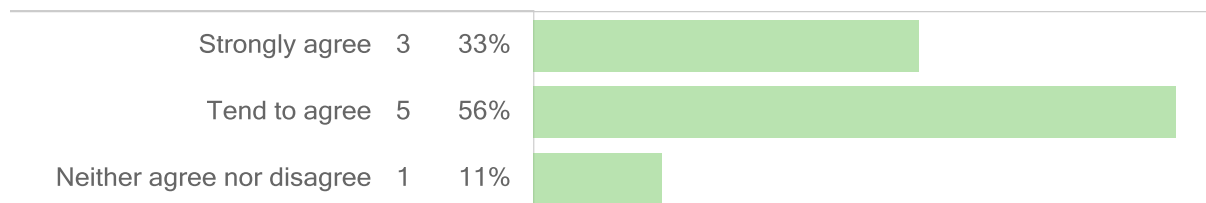


Base = 9

Purpose of PNA

Respondents were asked to what extent they agreed or disagreed that the purpose of the PNA was clearly explained in the draft. The majority said they agreed (89%), and no respondent disagreed.

Q3: To what extent do you agree or disagree that the purpose of the PNA is clearly explained in the draft?



Base = 9

Respondents were then asked 'Why do you say this?' Five respondents said they felt the information included in the draft PNA was clear.

Q3a: Why do you say this?

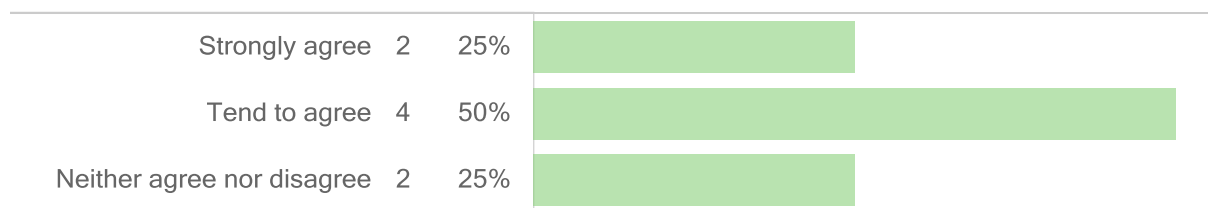


Base = 5

Current provision

Respondents were asked to what extent they agreed or disagreed that the draft PNA adequately reflects the current community pharmacy provision in Rutland. The vast majority said they agreed (75%), and no respondent disagreed.

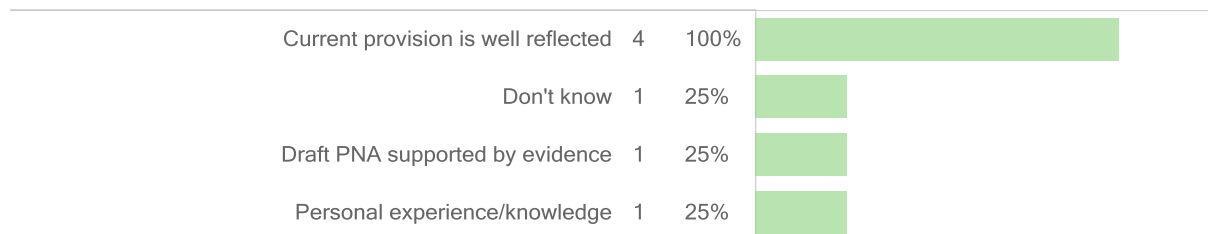
Q4: To what extent do you agree or disagree that the draft PNA adequately reflects the current community pharmacy provision in Rutland?



Base = 8

Respondents were then asked 'Why do you say this?' Four respondents said the current provision was well reflected in draft PNA.


Q4a: Why do you say this?



Base = 4

Respondents were asked whether there are any pharmaceutical services currently provided in Rutland that were not highlighted within the draft PNA. Only one respondent provided a response, and said 'No'.

Q5: Are there any pharmaceutical services currently provided in Rutland that have not been highlighted within the draft PNA?

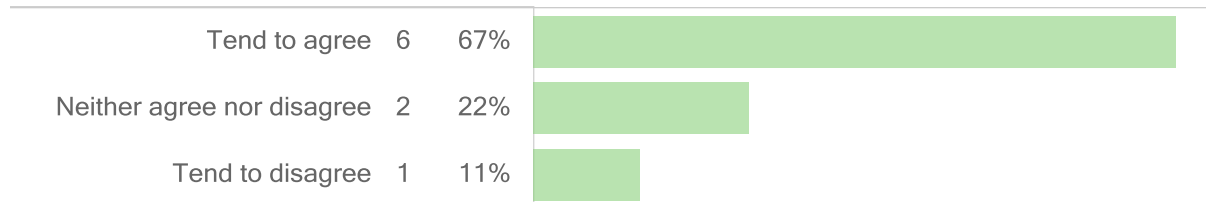


Base = 1

Population needs

Respondents were asked to what extent they agreed or disagreed that the needs of the population of Rutland have been adequately reflected in the draft PNA. The majority said they agreed (89%), whereas one respondent disagreed.

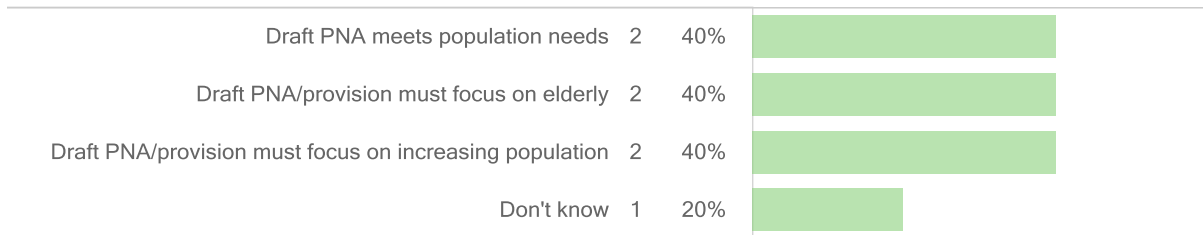
Q6: To what extent do you agree or disagree that the needs of the population of Rutland have been adequately reflected in the draft PNA?



Base = 9

Respondents were then asked 'Why do you say this?' Two respondents said the current provision met the needs of the population. Two respondents said the draft PNA and pharmacy provision must focus on the elderly, and two said it must focus on the increasing population. The respondent of who said 'Tend to disagree' specified the proposed development at St Georges Barracks, which could increase the population significantly.


Q6a: Why do you say this?



Base = 5

Respondents were asked whether there are any gaps or issues in pharmaceutical provision in Rutland that have not been reflected in the draft PNA. Two said 'Yes', and one said 'No'.

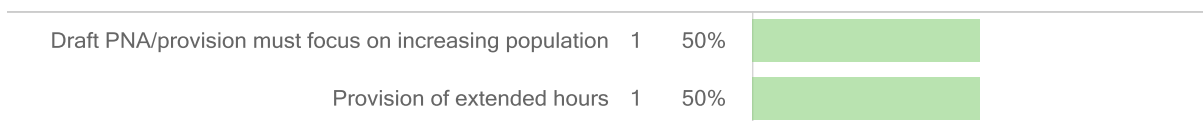
Q7: Are there any gaps or issues in pharmaceutical provision in Rutland that have not been reflected in the draft PNA?



Base = 3

Respondents were then asked 'If yes, what are these?' One respondent said the draft PNA and pharmacy provision must focus on the potential increase of the population due to the proposed development at St Georges Barracks, and one said the PNA should reflect on the provision of extended hours.

Q7a: If yes, what are these?

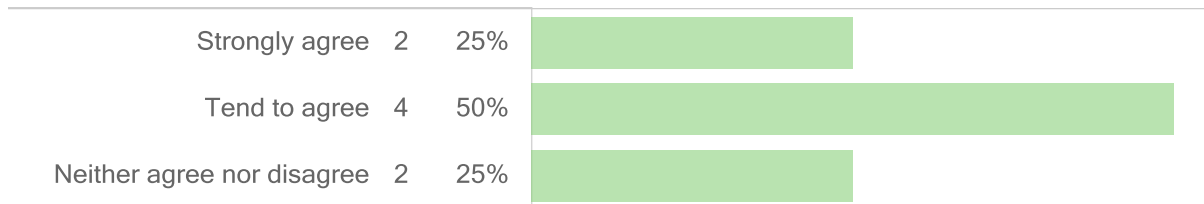


Base = 2

Recommendations

Respondents were asked to what extent they agreed or disagreed with the recommendations in the draft PNA. The majority said they agreed (75%), and no respondent disagreed.

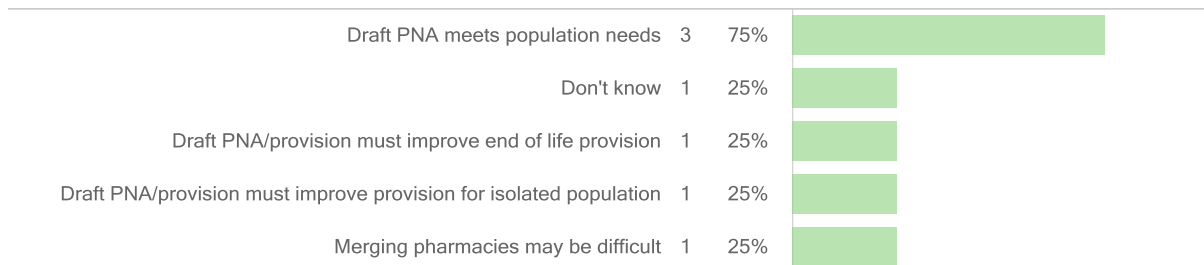
Q8: To what extent do you agree or disagree with the recommendations in the draft PNA?



Base = 8

Respondents were then asked 'Why do you say this?' Three respondents said the draft PNA covered the needs of the population well. However one respondent said the draft PNA and pharmacy provision must improve provision for end of life care, the rurally isolated population and provide Out of Hours services to reduce travel times. One respondent said merging pharmacies may be difficult.

Q8a: Why do you say this?



Base = 4

Respondents who indicated that they were responding in a professional capacity were then asked what, if anything, they or their organisation could do to take the recommendations forward. Two respondents said they could communicate with other providers, and one said they could provide a wider range of services.


Q9: What, if anything, do you think you/your organisation could do to take these recommendations forward?



Base = 4

Respondents were asked whether anything else should be included in the PNA. Four respondents provided a response, all of which said 'No'.

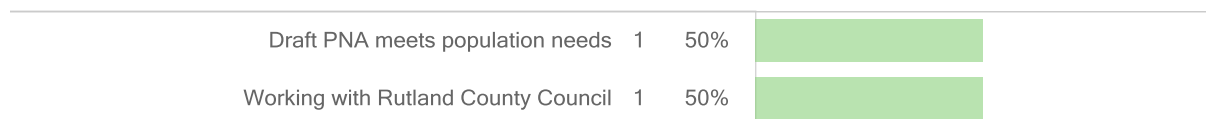
Q10: Is there anything else you think should be included in the PNA?



Base = 4

Respondents were asked whether they had any other comments. One respondent said the draft PNA met the needs of the population, and one said they worked with Rutland County Council.

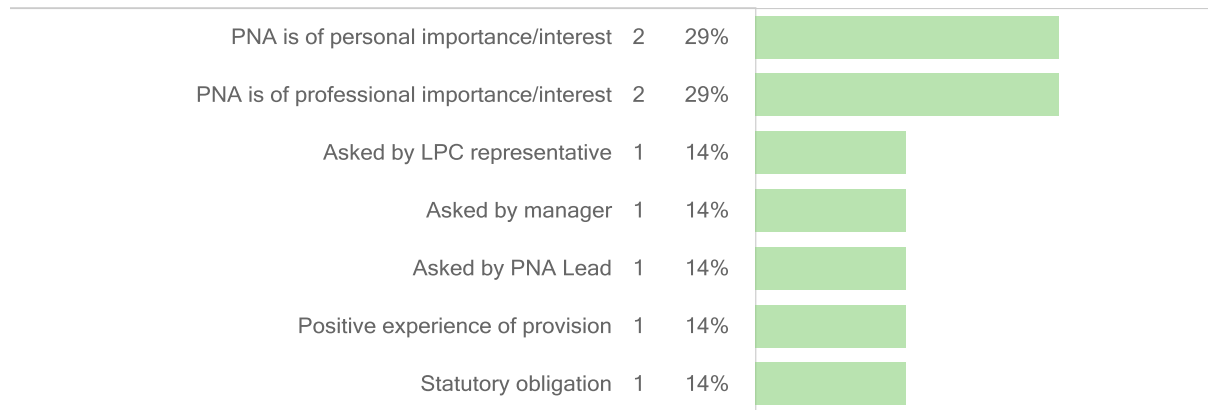
Q11: Do you have any other comments?



Base = 2

Respondents were then asked why they chose to take part in the consultation. Two respondents said the PNA was of professional importance, and two said it was of personal interest. Other reasons included: being asked by an LPC representative; being asked by a manager; being asked by the PNA lead; having a positive experience of current pharmacy provision; and a statutory obligation to respond.

Q12: Finally, please could you let us know why you chose to take part in this consultation, as this will help us understand more fully the responses we receive?



Base = 7

Demographic profile

		Respondents	% respondents
Gender identity	Male	1	33%
	Female	2	67%
	Other (e.g. pangender, non-binary etc.)	0	0%
Gender identity same as at birth	Yes	3	100%
	No	0	0%
Age group	Under 15	0	0%
	15-24	0	0%
	25-34	0	0%
	35-44	0	0%
	45-54	0	0%
	55-64	2	67%
	65-74	1	33%
	75-84	0	0%
	85 and over	0	0%
Member of public district	Blaby	0	0%
	Charnwood	0	0%
	Harborough	0	0%
	Hinckley and Bosworth	0	0%
	Leicester	0	0%
	Melton	0	0%
	North West Leicestershire	0	0%
	Oadby and Wigston	0	0%
	Rutland	2	100%
Member of public IMD county decile	1 (most deprived)	0	
	2	0	
	3	0	
	4	0	
	5	0	
	6	0	
	7	0	
	8	0	
	9	0	
	10 (least deprived)	0	
Member of public Rural/Urban classification	Rural	0	
	Urban	0	
Long-standing illness, disability or infirmity	Yes	2	67%
	No	1	33%
Ethnic group	Asian or Asian British	0	0%
	Black or Black British	0	0%
	Mixed	0	0%
	White	3	100%
	Other ethnic group	0	0%
Religion	No religion	1	33%
	Buddhist	0	0%
	Christian (all denominations)	2	67%
	Hindu	0	0%
	Jewish	0	0%
	Muslim	0	0%
	Sikh	0	0%
	Any other religion	0	0%
Employee of LCC	Yes	0	0%
	No	3	100%
Sexual orientation	Bi-sexual	0	0%
	Gay	0	0%
	Heterosexual / straight	3	100%
	Lesbian	0	0%
	Other	0	0%